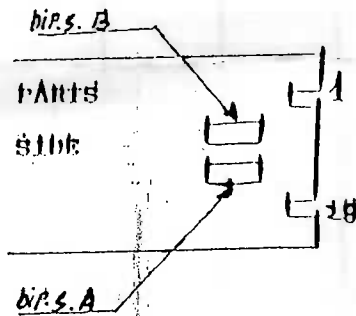


# GUN DEALER

TENSIONE  
CONSIGLIATA 4,8V

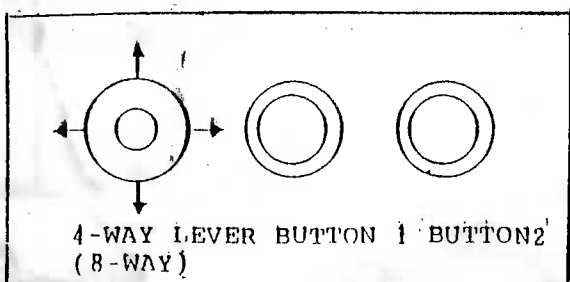
PARTS SIDE	
GND	1
GND	2
	3
	4
	5
1P SHIFT UP	6
1P SHIFT DOWN	7
1P RIGHT	8
1P LEFT	9
1P DOWN	10
1P UP	11
1P START	12
COIN 1	13
	14
GND	15
BLUE	16
RED	17
	18
SPEAKER (1)	19
	20
COUNT 1	21
	22
+12V	23
	24
+5V	25
+5V	26
GND	27
GND	28

SOLDER SIDE	
	1 GND
	2 GND
	3
	4
	5
	6 2P SHIFT UP
	7 2P SHIFT DOWN
	8 2P RIGHT
	9 2P LEFT
	10 2P DOWN
	11 2P UP
	12 2P START
	13 COIN 2
	14
	15 SERVICE
	16 SYNC
	17 GREEN
	18
	19 SPEAKER (-)
	20
	21 COUNT 2
	22
	23 +12V
	24
	25 +5V
	26 +5V
	27 GND
	28 GND



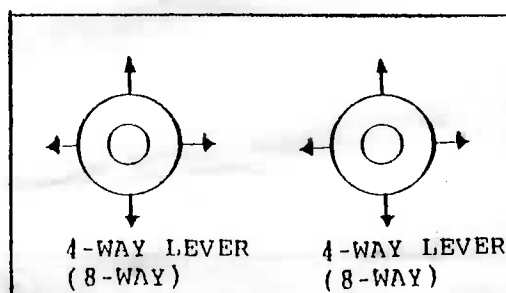
N.B.: LA SCHEMA ASSOMBE 2,5 A SU 5V

SINGOLO



N.B. TV VERTICALE

DOPPIO



DIP SWITCH A	1	2	3	4	5	6	7	8
VERY EASY					OFF	OFF		
EASY					OFF	ON		
DIFFICULT					ON	OFF		
MORE DIFFICULT					ON	ON		
TABLE TYPE		OFF						
UP RIGHT TYPE		ON						
SCREEN NORMAL	OFF							
INVERSION REVERSE	ON							

DIP SWITCH B		1	2	3	4	5	6	7	8
C O I N A	1 COIN 1 PLAY						OFF	OFF	OFF
	1 2						OFF	OFF	ON
	1 3						OFF	ON	OFF
	1 4						OFF	ON	ON
	2 1						ON	OFF	OFF
	3 1						ON	OFF	ON
C O I N B	4 1						ON	ON	OFF
	5 1						ON	ON	ON
	1 COIN 1 PLAY			OFF	OFF	OFF			
	1 2			OFF	OFF	ON			
	1 3			OFF	ON	OFF			
	1 4			OFF	ON	ON			
C O I N B	2 1			ON	OFF	OFF			
	3 1			ON	OFF	ON			
	4 1			ON	ON	OFF			
	5 1			ON	ON	ON			