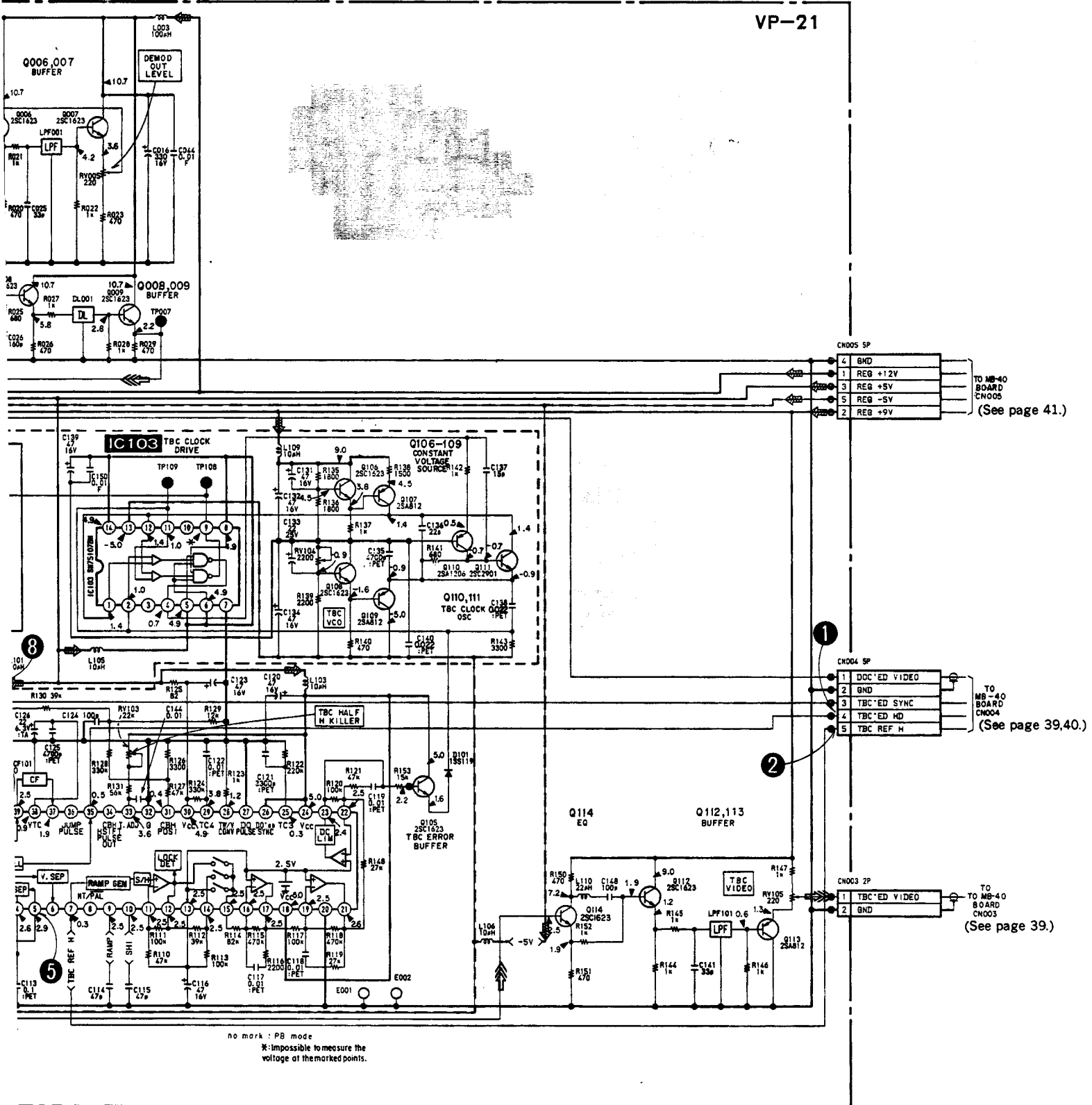


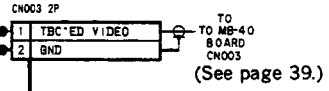
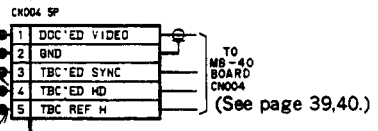
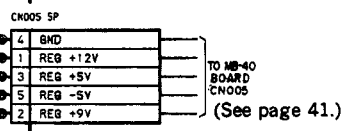
VIDEO Signal			
CHROMA	Y	Y/CHROMA	
PB			⇒⇒

8 9 10 11 12 13 14 15

VP-21

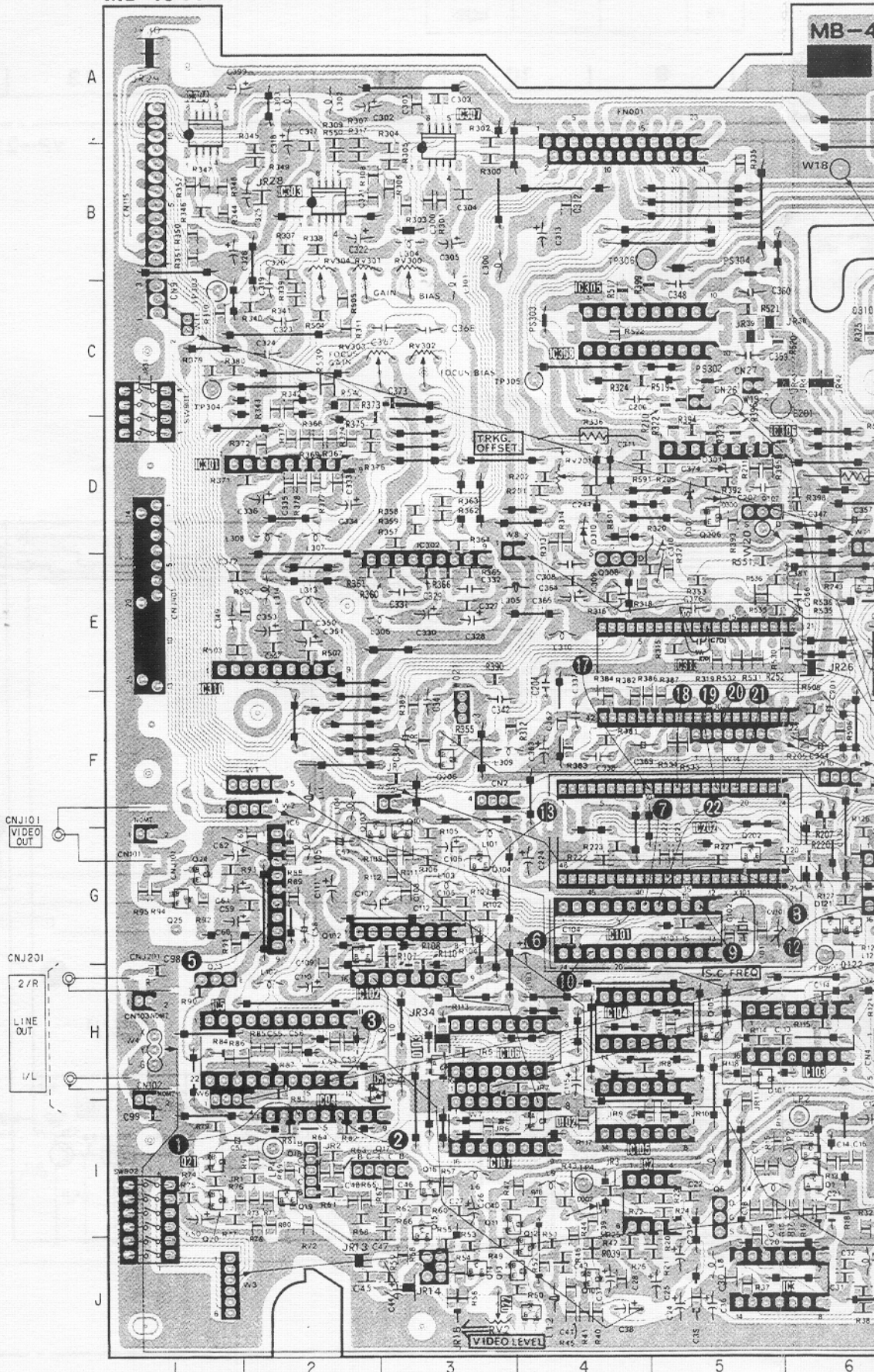


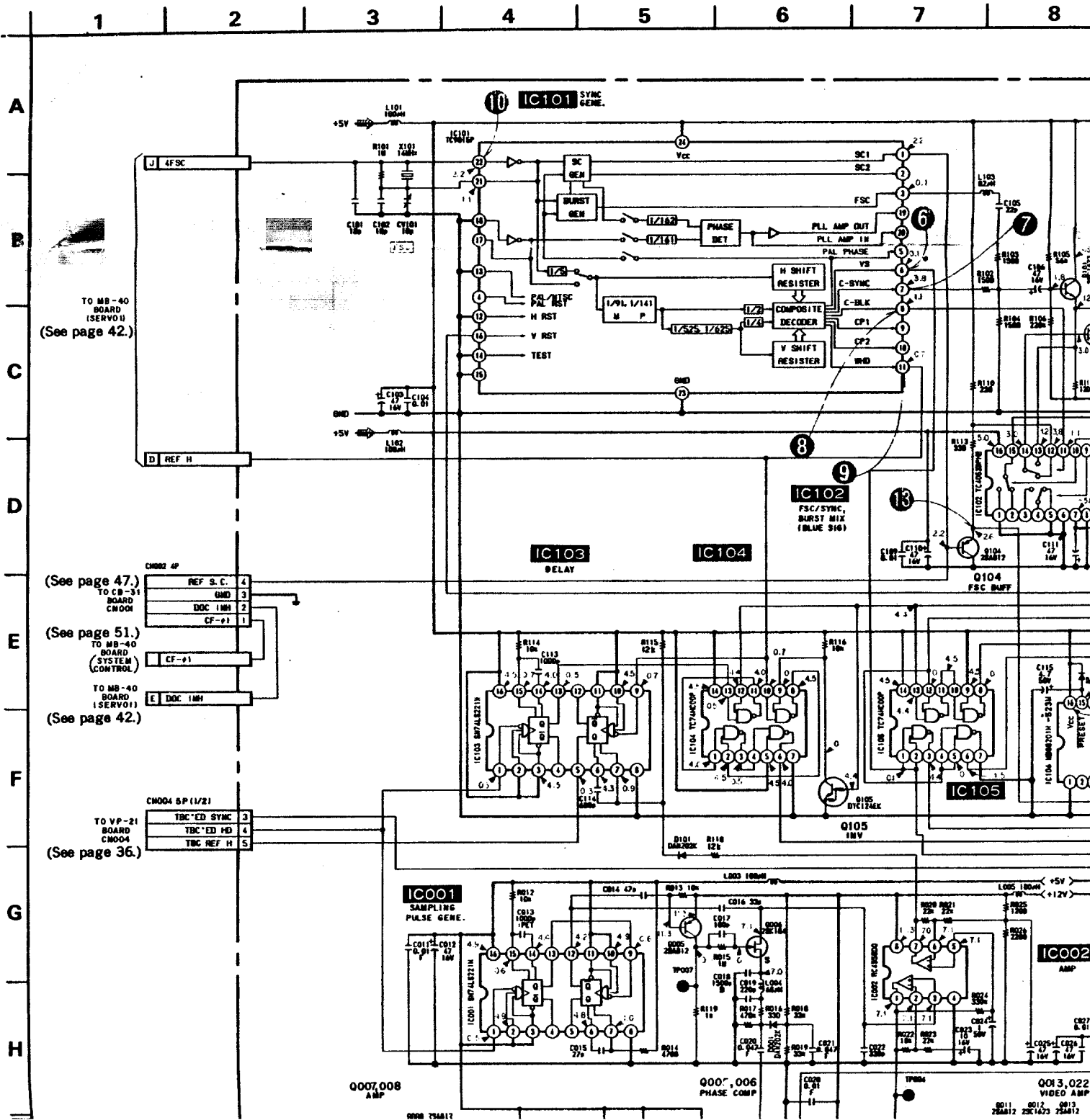
no mark : PB mode
* : impossible to measure the voltage at the marked points.



MB-40 BOARD

D001	I-6	Q016	I-3
D002	I-4	Q017	I-2
D005	H-2	Q018	I-2
D101	H-5	Q019	I-2
D102	I-4	Q020	I-1
D103	H-3	Q021	I-1
D121	G-6	Q022	J-4
D201	C-9	Q023	H-1
D202	C-9	Q024	G-1
D204	C-9	Q025	G-1
D206	E-6	Q101	G-3
D300	D-5	Q102	G-2
D301	D-5	Q103	G-2
D302	D-8	Q104	G-3
D307	D-5	Q105	H-5
D310	D-4	Q121	G-6
D403	A-9	Q122	G-6
D431	B-10	Q201	E-6
D432	B-10	Q202	G-5
D451	D-10	Q203	F-8
D452	D-13	Q204	E-8
D453	D-12	Q205	E-8
D454	C-10	Q206	F-3
IC001	I-7	Q303	D-8
IC002	I-5	Q304	D-7
IC003	J-5	Q305	D-8
IC004	I-2	Q306	D-5
IC005	H-2	Q307	D-5
IC006	G-2	Q308	E-4
IC101	G-4	Q310	C-6
IC102	G-3	Q311	C-6
IC103	H-6	Q312	C-7
IC104	H-4	Q313	C-8
IC105	I-4	Q314	C-8
IC106	H-3	Q401	B-9
IC107	I-3	Q402	B-9
IC121	G-7	Q403	A-9
IC201	C-9	Q404	A-10
IC202	G-5	Q405	A-9
IC203	E-8	Q410	A-11
IC205	E-7	Q411	B-11
IC206	F-8	Q412	B-12
IC207	E-8	Q413	A-11
IC208	C-9	Q414	B-11
IC209	D-9	Q415	B-12
IC301	D-2	Q416	A-11
IC302	E-3	Q417	B-11
IC303	B-2	Q418	B-12
IC304	A-1	Q420	D-10
IC305	C-4	Q421	D-10
IC306	D-5	Q422	D-10
IC307	A-3	Q423	B-9
IC308	C-4	Q424	C-10
IC309	D-7	Q432	B-10
IC310	E-2	Q451	D-11
IC312	C-8	Q452	D-11
IC313	E-5	Q453	D-12
IC401	A-10	Q458	D-12
IC402	A-9	Q459	D-12
IC403	B-12		
IC404	B-11		
IC405	B-10		
IC451	C-10		
IC452	D-10		
IC453	A-12		
IC901	H-9		
IC902	G-12		
IC903	J-11		
IC904	H-13		
IC905	I-8		
IC906	J-10		
IC907	I-9		
IC908	G-11		
IC909	G-8		
IC910	I-13		
Q001	B-7		
Q002	A-7		
Q003	A-7		
Q004	A-7		
Q005	I-6		
Q006	I-5		
Q007	I-7		
Q008	I-6		
Q009	J-6		
Q010	J-4		
Q011	I-3		
Q012	J-4		
Q013	J-4		
Q014	J-3		
Q015	I-3		





TO MB-40 BOARD (SERVO I)
(See page 42.)

(See page 47.)
TO CB-31 BOARD CMO04
REF S. C. 4
GND 3
DOC 1MH 2
CF-#1 1

(See page 51.)
TO MB-40 BOARD (SYSTEM CONTROL)
CF-#1

TO MB-40 BOARD (SERVO I)
E DOC 1MH

(See page 36.)
TO VP-21 BOARD CMO04
TBC'ED SYNC 3
TBC'ED HD 4
TBC REF H 5

0007,008 AMP

0007,006 PHASE COMP

003,022 VIDEO AMP

0011 0012 0013 28A812 28C1473 75A812

B
C
D
E
F
G
H
I
J
K
L

TO MB-40 BOARD (SERVO 1)
(See page 42.)

(See page 47.)
TO CB-31 BOARD CNO01

(See page 51.)
TO MB-40 BOARD (SYSTEM CONTROL)

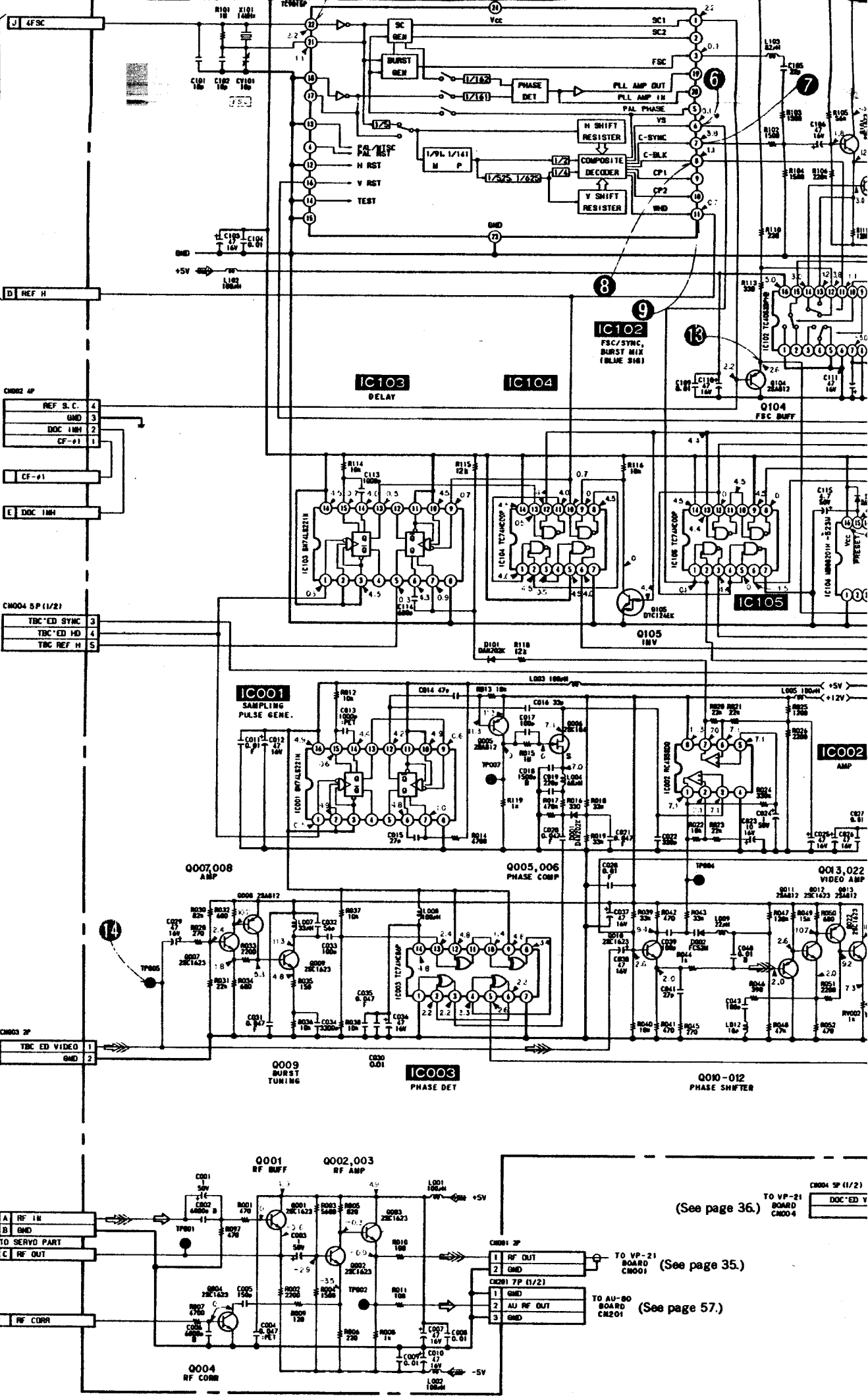
TO MB-40 BOARD (SERVO 1)
(See page 42.)

TO VP-21 BOARD CNO04

TO VP-21 BOARD CNO03

TO MB-40 BOARD (SERVO 1)
(See page 42.)

TO MB-40 BOARD (SYSTEM CONTROL)
(See page 51.)



(See page 36.)

TO VP-21 BOARD CNO01 (See page 35.)

TO AU-80 BOARD CNO01 (See page 57.)