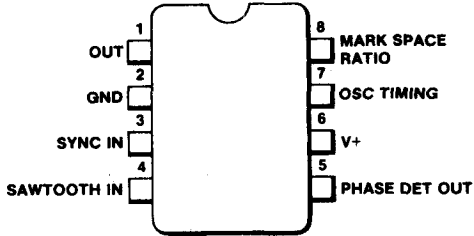


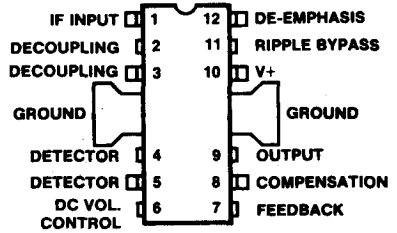
FAIRCHILD LOGIC/CONNECTION DIAGRAMS

LINEAR

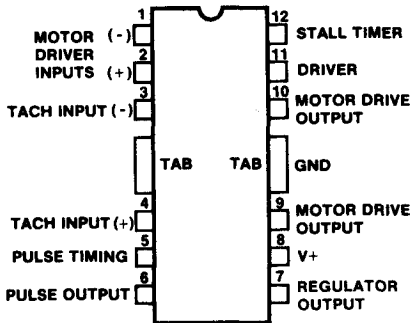
L-C7
 μ A1391, μ A1394



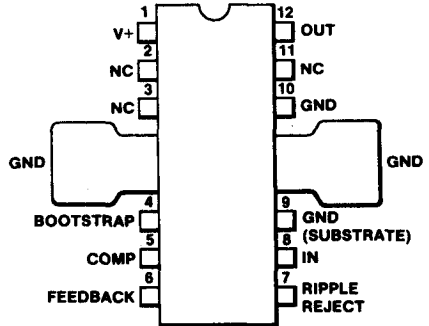
L-C8
 TDA1190, TDA1190Z



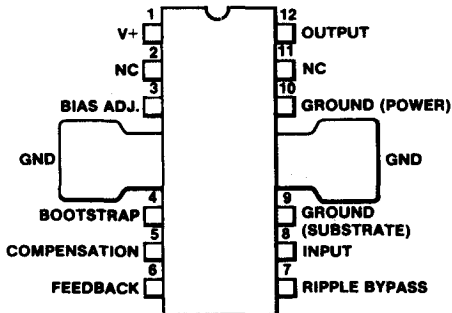
L-C9
 μ A7391



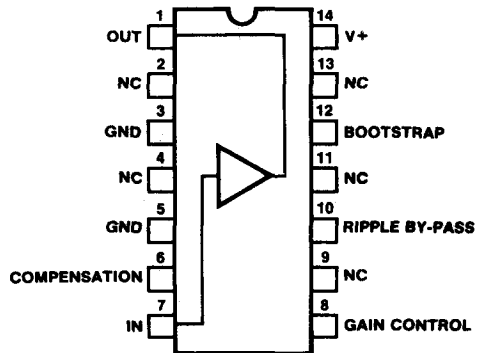
L-C10
 TBA810S/AS/DS/DAS, μ A783



L-C11
 TBA800, TBA800A



L-C12
 μ A706A, μ A706B
 TBA641A12, TBA641B11



CONSUMER CIRCUITS

AUDIO POWER AMPLIFIERS

Item	DEVICE NO.	Features	Power Supply Voltage V	Speaker Impedance Ω	Power Output W	Logic/Connection Diagram	Package(s)
1	TBA641A12	High current capability	9.0	4.0	2.2	L-C12	9H (Quil)
2	TBA641B11	High current capability	14	4.0	4.5	L-C12	9J (Quil)
3	TBA800	Suitable for 24 V supply operation; eg: TV	24	16	5.0	L-C11	9W-P3
4	TBA800A	Suitable for 24 V supply operation; eg: TV	24	16	5.0	L-C11	9W-P4
5	TBA810S	Thermal shutdown	14.4	4.0	6.0	L-C10	9W-P3
6	TBA810AS	Thermal shutdown	14.4	4.0	6.0	L-C10	9W-P4
7	TBA810DS	Thermal shutdown over voltage protection	14.4	4.0	6.0	L-C10	9W-P3
8	TBA810DAS	Thermal shutdown over voltage protection	14.4	4.0	6.0	L-C10	9W-P4
9	TBA820	Low power supply operation-suitable for battery operation	12 9.0 6.0 3.5	8.0 8.0 4.0 4.0	2.0 1.2 0.75 0.22	L-C29	9A (Quil)
10	TBA820L	Low power supply operation-suitable for battery operation	12 9.0 6.0 3.5	8.0 8.0 4.0 4.0	2.0 1.2 0.75 0.22	L-C29	9A
11	TDA2002	Thermal shutdown, over voltage protection, short circuit protection	16 14.4 14.4	2.0 2.0 4.0	10 8.0 5.0	L-C1	GO (TO-220 type)
12	TDA2002A	Thermal shutdown, short circuit protection	16 14.4 14.4	2.0 2.0 4.0	10 8.0 5.0	L-C1	GO (TO-220 type)
13	μ A706A	High current capability	9.0	4.0	2.2	L-C12	9H
14	μ A706B	High current capability	14	4.0	5.5	L-C12	9J
15	μ A783	Thermal shutdown (operation from 4.0 to 30 V)	24	8.0	9.0	L-C10	9W-P3,P4

TELEVISION CIRCUITS

Item	DEVICE NO.	Description	Useful for		Logic/Connection Diagram(s)	Package(s)
			NTSC	PAL		
16	TAA630S	Chroma Demodulator		X	L-C33	9B
17	TBA510	Chroma Processor		X	L-C44	9B
18	TBA520	Chroma Demodulator		X	L-C45	9B